

Mirage Liberty™

FULL FACE MASK


Fitting Guide



- Place the headgear on the head like a cap and pull the mask forward onto the face.
- Make sure the headgear fits evenly on the top of the head.



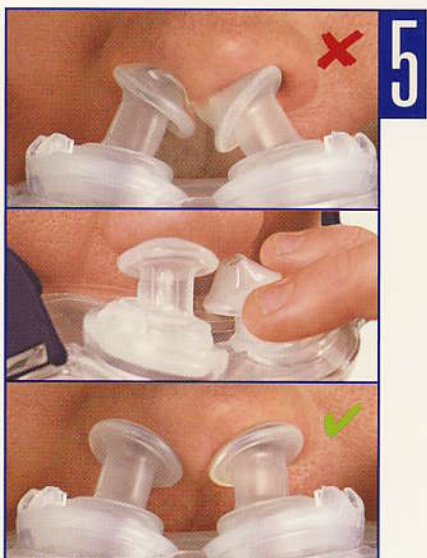
- Insert the pillows so that they sit gently at the entrance to the nostrils.
- Fit the mask over the mouth.
- Fasten the lower headgear clips ensuring they click into place.



- Unfasten the Velcro™ tabs and pull the upper headgear straps evenly.
- Do not overtighten the straps.



- Unfasten the Velcro tabs and pull the lower headgear straps evenly.
- Alternate adjustment of upper and lower straps until a comfortable and even fit is obtained.
- Do not overtighten the straps.



- If the pillows are incorrectly positioned at the entrance to the nostrils, readjust them. Press them down into the base and then slowly release, guiding them into position.



- Connect the elbow on the inlet tube to the frame ensuring it clicks into place.
- Rotate the elbow/swivel to ensure it rotates freely on the frame.
- Turn on the flow generator.
- If any air leaks are felt, readjust the pillows (as shown in Step 5) and/or the headgear.

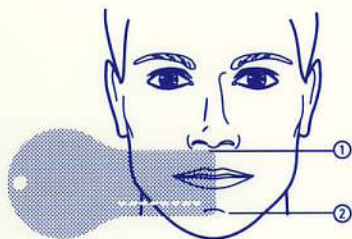
⚠ For details, refer to the *Mirage Liberty User Guide*.

ResMed Corp Poway, CA, USA +1 858 746 2400 or 1 800 424 0737 (toll free), ResMed Ltd Bella Vista, NSW, Australia +61 (2) 8884 1000 or 1 800 658 189 (toll free). Offices in Austria, Brazil, Finland, France, Germany, Hong Kong, Japan, Malaysia, Netherlands, New Zealand, Norway, Singapore, Spain, Sweden, Switzerland, United Kingdom (see website for details). Protected by patents: EP 1314445, HK 1057714, US 6412487, US 6581594, US 6796308, US 6823865, US 7021311. Other patents pending. Protected by design registrations: AU 312036, AU 312037, AU 312038, AU 312039, AU 312040. Others pending. Mirage and Mirage Liberty are trademarks of ResMed Ltd and Mirage is registered in U.S. Patent and Trademark Office. Velcro is a trademark of Velcro Industries B.V. Specifications may change without notice. ©2007 ResMed Ltd. 1011551/1 07 03

RESMED

Mirage Liberty™

FULL FACE MASK FITTING TEMPLATE



- ① Align with bottom of nose
- ② Check position of chin crease (above or below dotted line)

SMALL ▲

LARGE ▼